



RIM PANIC DEVICE ADAPTABLE TO A MORTISE LOCK WITH CE MARK

5500 RANGE

CHARACTERISTIC

- Adaptable to a mortise lock
- Reversible
- Certified in accordance with European Standard UNE-EN 1125, 400T and 400LT range, page 165
- Fire-proof

OPTIONAL ACCESSORIES



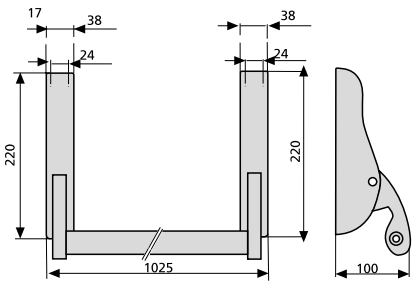
- Support bar with special dimensions



STAINLESS STEEL



PAINTED BLACK

DESCRIPTION	REF.	FINISH		UNITS	
		SUPPORT	BAR		
	5500/1N	Painted black	Painted Round	1	5
	5500/6	Stainless steel	Stainless steel	1	5
		Aisi 304L	Aisi 304L		